

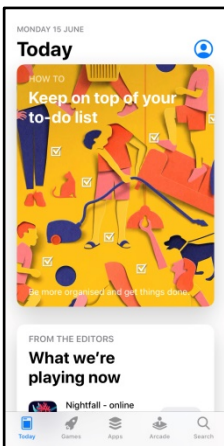
How to download Grasshopper

The way to download Apps to your phone is similar on most devices; however, we're giving examples on Apple and Android phones as they are the most common.

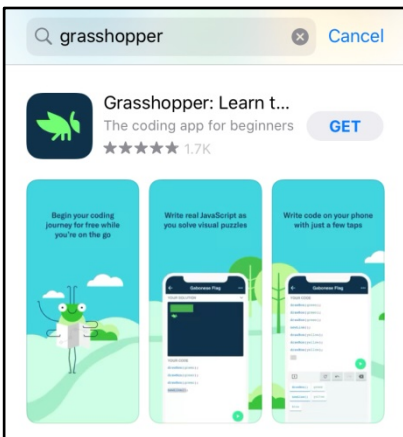
To download Grasshopper on an Apple phone you will need to open the APP store.



From there you will need to use the search function in the bottom right of the screen.



You can then type in Grasshopper and click on search. This should find the Grasshopper app.



You can then read more about it, or just use the **Get** button to download it.

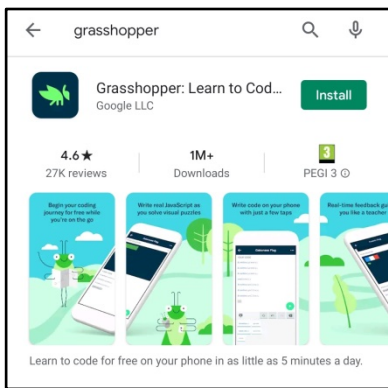
Once it's downloaded you can choose the open button to run the app.

To download Grasshopper on an Android phone you will need to open the Play store on your phone.



At the top of the store there is a search bar, type in Grasshopper.

This will then bring up the APP and you can click the install button.



Once it's downloaded you can press the open button to run the App and get started.